


## Reheat Danish Pastries



**eikon® e2s**

 00:20





This recipe is available for:

- eikon® e2s SP (1000W)
- eikon® e2s HP (2000W)
- eikon® e3
- eikon® e4
- eikon® e4s
- eikon® e1s




Accessories:

e1s/e2s Full Size Cooking Tray 32Z4080 (Black),  
32Z4100 (Red), 32Z4093 (Green), 32Z4101 (Blue)

P  
R  
O  
F  
I  
L  
E

-  275 °C
-  Ambient
-  1 Piece
-  Prebaked

Stage 1

-  00:20
-  50 %
-  40 %

R  
E  
C  
I  
P  
E

Ingredients

1-3 pcs Danish Pastries

1. Food Preparation

Place them on the tray.

2. Cooking Instruction

Cook as per oven profile.

3. Food Serving Instruction

Remove the cooked food from the tray and serve.