


Beef Ribeye Steak with Carrots & Potatoes

eikon® e2s

 01:45

This recipe is available for:





- eikon® e2s HP (2000W)










Accessories:

Quarter Size Cooking Tray 32Z4089 (Black),
32Z4123 (Red), 32Z4095 (Green), 32Z4125 (Blue)



P
R
O
F
I
L
E

-  275 °C
-  Chilled 4°C
-  1 Portion
-  From Raw

Stage 1	Stage 2	Stage 3
Place the Potatoes	Add the Steak and Carrots	Turn the Steak over
 00:20	 00:40	 00:45
 100 %	 100 %	 100 %
 100 %	 60 %	 30 %

R
E
C
I
P
E

Ingredients

- 180 g Beef Ribeye Steak
- 100 g Baby Potatoes
- 100 g Young Carrots with leaves
- 2 pcs Chipotle Chilli
- 2 tbs Basil Pesto
- 2 tbs Olive Oil
- 1 pinch Salt
- 1 pinch Pepper
- 1 tbs BBQ Rub
- 1 pinch Brown Sugar
- 2 tbs Café de Paris Butter
- 1 tbs Mixed Herbs chopped

1. Food Preparation

Marinate the steak with salt, pepper, BBQ rub and olive oil. Halve the washed baby potatoes and season with salt, freshly ground pepper and pesto. Wash and peel the carrots, remove the leaves, add finely chopped chillies, olive oil, salt, pepper and a pinch of brown sugar. Place each food item in one of the 3 quarter-size trays.

2. Cooking Instruction

Cook as per oven profile.

3. Food Serving Instruction

Remove the cooked food from the trays and serve. Top the steak with the Café de Paris butter and garnish with the herbs.