


## Reheat Kachori



### eikon® e2s

 00:30





This recipe is available for:

- eikon® e2s HP (2000W)
- eikon® e1s




Accessories:

e1s/e2s Full Size Cooking Tray 32Z4080 (Black), 32Z4100 (Red), 32Z4093 (Green), 32Z4101 (Blue)

P  
R  
O  
F  
I  
L  
E

-  275 °C
-  Chilled 4°C
-  1 Piece
-  Prefried

Stage 1

-  00:30
-  40 %
-  80 %

R  
E  
C  
I  
P  
E

Ingredients

1 pcs

Kachori

1. Food Preparation

Place it on the tray.

2. Cooking Instruction

Cook as per oven profile.

3. Food Serving Instruction

Remove the cooked food from the tray and serve.