


Chicken Kathi Roll



eikon® e2s

 00:40





This recipe is available for:

- eikon® e2s HP (2000W)
- eikon® e1s




Accessories:

e1s/e2s Full Size Cooking Tray 32Z4080 (Black), 32Z4100 (Red), 32Z4093 (Green), 32Z4101 (Blue)

P
R
O
F
I
L
E

-  275 °C
-  Chilled 4°C
-  1 Piece
-  Partially Cooked

Stage 1

-  00:40
-  20 %
-  100 %

R
E
C
I
P
E

Ingredients

- 130 g Chicken Leg boneless sliced
- 20 ml Oil
- 2 g Cumin Seeds
- 20 g Onion sliced
- 2 g Ginger chopped
- 2 g Green Chilli chopped
- 2 g Coriander fresh chopped
- 5 g Salt
- 10 ml Lemon Juice
- 1 pcs Tortilla
- 2 g Red Chilli Powder
- 1 g Coriander Seeds

1. Food Preparation

Heat oil in a pan add cumin and coriander seeds and let them crackle. Add onion, ginger and green chilli and sauté them. Add chicken and chilli powder and cook until chicken is well-done. Finish with salt, coriander and lemon juice. Make sure that the mixture is well cooked and not watery. Chill the mixture for at least 1 hour. Place the cold mixture in the centre of the tortilla and roll it into a wrap. Brush the wrap with oil and place it on the tray.

2. Cooking Instruction

Cook as per oven profile.

3. Food Serving Instruction

Remove the cooked food from the tray and serve.