


Reheat Chicken Hariyali Kebab



eikon® e1s

 02:30




This recipe is available for:

- eikon® e1s
- eikon® e2s HP (2000W)




Accessories:

e1s/e2s Full Size Cooking Tray 32Z4080 (Black),
32Z4100 (Red), 32Z4093 (Green), 32Z4101 (Blue)

P
R
O
F
I
L
E

-  260 °C
-  Frozen -18°C
-  1 Portion
-  Partially Grilled

Stage 1

-  02:30
-  100 %
-  100 %

R
E
C
I
P
E

Ingredients

- 6 pcs Chicken Hariyali Kebab
- 10 ml Oil

1. Food Preparation

Brush with oil and place them on the tray.

2. Cooking Instruction

Cook as per oven profile.

3. Food Serving Instruction

Remove the cooked food from the tray and serve.